

Fig. 1 Pressure change of Activation Energies q_1 , q_2 at $x=0.01$ and $x = 0.1$ of $\text{Li}_x\text{Ni}_{1-x}\text{O}$ by Koide

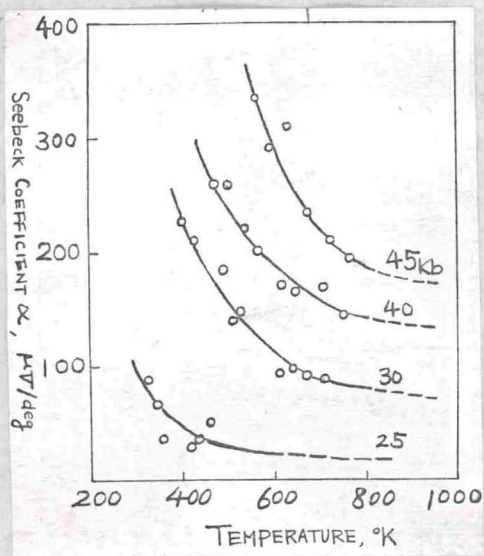


Fig. 2 α -T curves at $x=0.1$

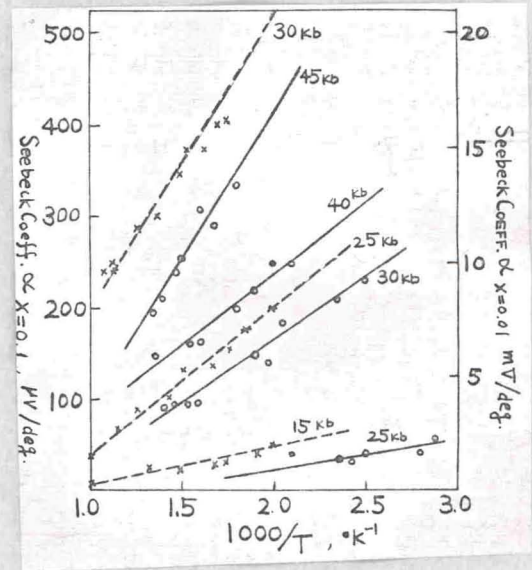


Fig. 3 α vs. $1000/T$ at $x=0.1$ (solid line) and $x=0.01$ (dot. line)

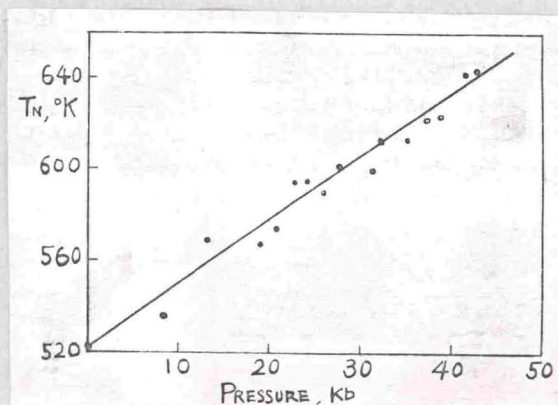


Fig. 4 Pressure Dependency of Néel Temp. (T_N) of NiO